

Airborne Museum

Sainte-Mère-Eglise

Visit the museum
with Albert !



educational notebook
6 to 8 years old



Your last name :

.....

Your first name :

.....

Your age:

.....

Airborne Museum

14 rue Eisenhower

50480 Sainte-Mère-Eglise

Web : www.airborne-museum.org




Airborne Museum

Sainte-Mère-Eglise

Visit the museum
with Albert !




Visit guide
6 to 8 years old



Hello and welcome to the Airborne Museum !



My name's Albert.
I was 7 in 1944.
I will guide you through
your visit.





This way !



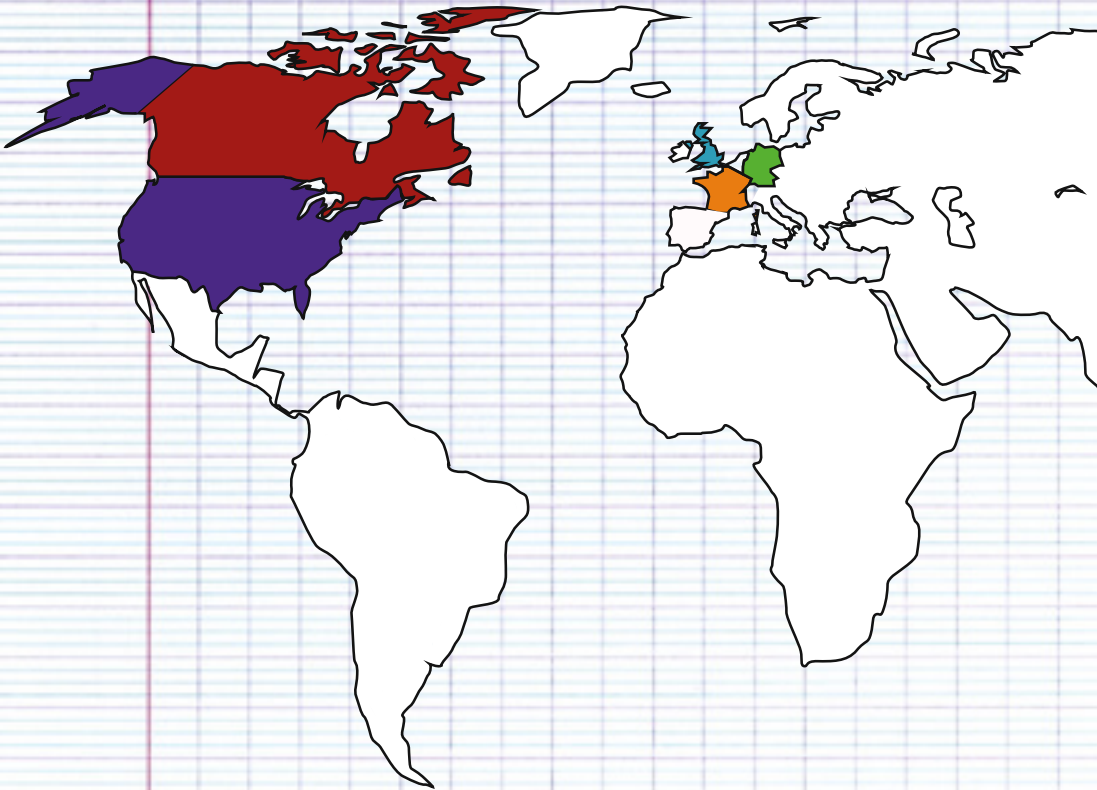
You're there !

Before starting the visit . . .

In 1944, it's war, and **France** has been occupied by the **Germans** for 4 years.

Lots of **americans**, **english**, **canadians**, **french**,..., are coming to help France set itself free from the **German forces**.

In the village you're in, the **americans** came.



1. In which village are you ?

.....

WACO BUILDING



This room's called "Waco building" because that's the name of the glider you've been able to see inside!



2.

In the room, find this necklace. Every american soldier had one.

Fill the military plaque below as if you were a soldier.

Your name _____

The place you live in _____



3. Find the display case where you can see the soldiers' personal items. Circle those you see in the case. Put a cross near the ones you use at home:

Chewing-gum

Cigarettes

Hair gel

Cellphone

Ketchup

Toothbrush

Cereals

Each group of soldiers has its own badge.
Two groups arrived near Sainte-Mère-
Eglise : the 10^{1st} Airborne and the 82nd
Airborne.

We're going to recreate their badges.



4. Find the panel housing all the badges.

Two of them have these symbols.
When you find them, draw lines to link the sym-
bols to the badges.



10^{1st} Airborne




82nd Airborne




C-47 BUILDING

5. Find the match for each symbol then give the date of the soldiers' landing in Normandy to free France :

1: 	6: 	January : 	July : 
2: 	7: 	February : 	August : 
3: 	8: 	March : 	September : 
4: 	9: 	April : 	October : 
5: 	0: 	May : 	November : 
		June : 	Décember : 

The soldiers arrive to set France free on the :



6. Its name is
(resolve the riddle to find the missing word).



You can now go upstairs,
items are waiting for you !

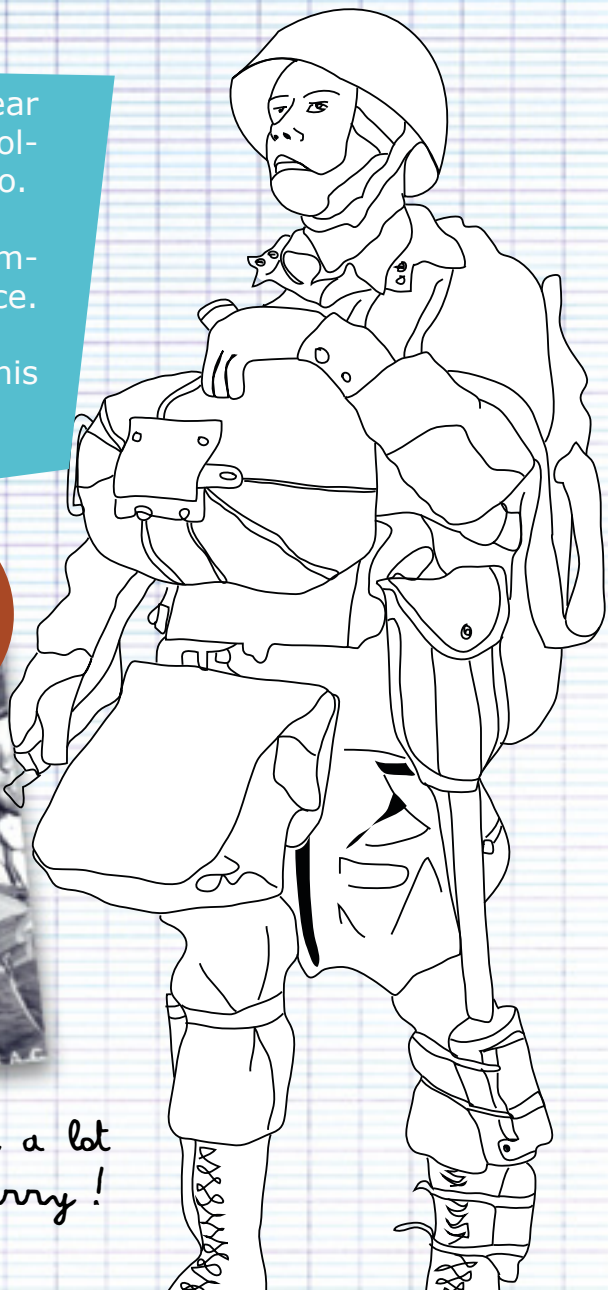


American parachutists train in England for several months before leaving to free France.

7. As for the men located near the plane, blacken this soldier's face, who's ready to go.

He'll then be able to hide himself more easily once in France.

Once you're home, color his suit in khaki.



The soldiers have a lot of bags to carry!

8 . Roam the C47 building and find these exit jackets.
The, link each picture to the right title.
Circle the jacket of the soldiers coming to free France.

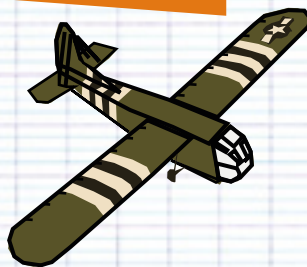


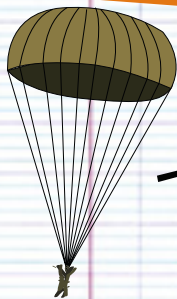


German soldier
jacket

American soldier
jacket


«NEPTUNE OPERATION» BUILDING

9 .After having exited the plane, can you tell how the soldiers came in Sainte-Mère-Eglise? Circle the right answers.





10 . This parachutist just jumped. Help him landing in the right place (*red zone*), near Sainte-Mère-Eglise. Beware, avoid the swamps and the german fire !

Beware ! In 1944 , the parachutists could drown in the swamps !



11. Just before entering the church room, you can see a space dedicated to soldier John Steele. He earned many medals of honor. Draw what happened to him, and add parachutists in the sky.



12 . Once you're in the church room, and after having carefully observed, circle the words coming to your mind seeing the setting:

Germans

night

peace

day

war

calm

fire

boats

Americans

fear

13 . You're going to cross these two scenes. Under each photo, write down what you feel or see.



.....

.....

.....

.....

.....

.....

.....

.....



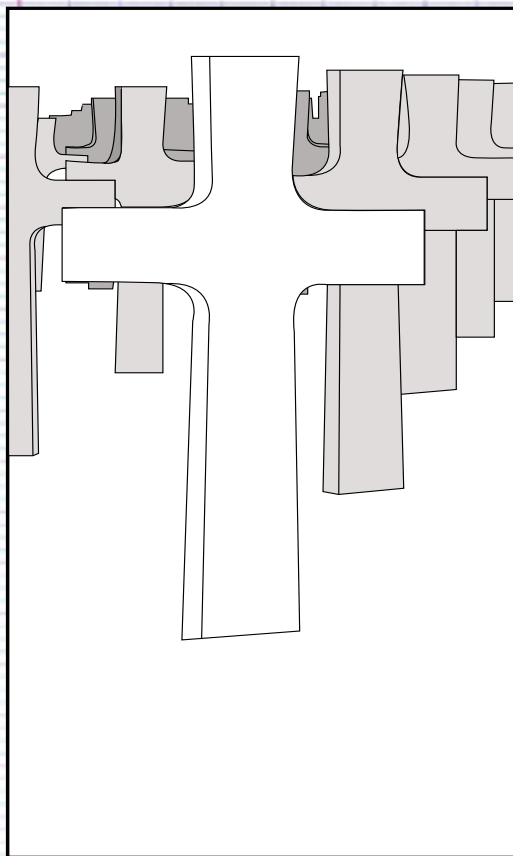
Carry on your visit while carefully watching! Then go in the "memorial space", at the center of the great hall.

14 . The soldiers manage to free France, but many of them die.


To this day, we continue to thank the soldiers who fought in 1944.

Many people still visit and gather at the soldiers' graves.

You can thank them too, by drawing flowers on this soldier's grave. They are the flowers of remembrance.



15 . Go into the last building to watch the movie. After the visit, draw what you liked the most.





*I hope you enjoyed your
visit !*

See you soon at the Airborne Museum !

